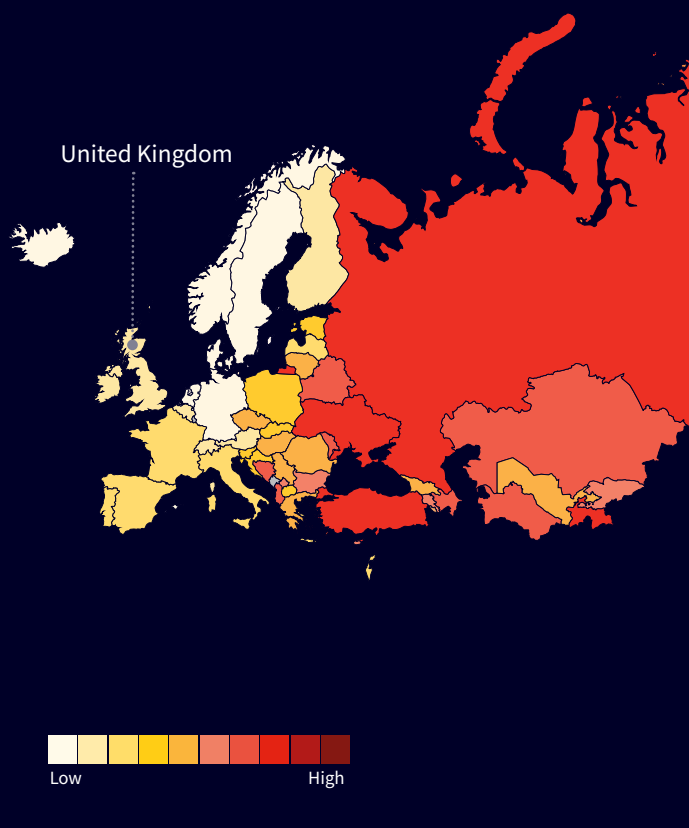


# Modern slavery in the United Kingdom

## Global Slavery Index 2023 Country Snapshot



**Figure 1.**  
Prevalence of modern slavery  
across Europe and Central Asia



### KEY STATS

Population (2021) 67,886,004

GDP per capita, PPP (Current Intl \$) \$46,527

**1.8**

PREVALENCE OF  
MODERN SLAVERY  
per 1,000 people

**122,000**

NUMBER OF PEOPLE LIVING  
IN MODERN SLAVERY

**14/100**

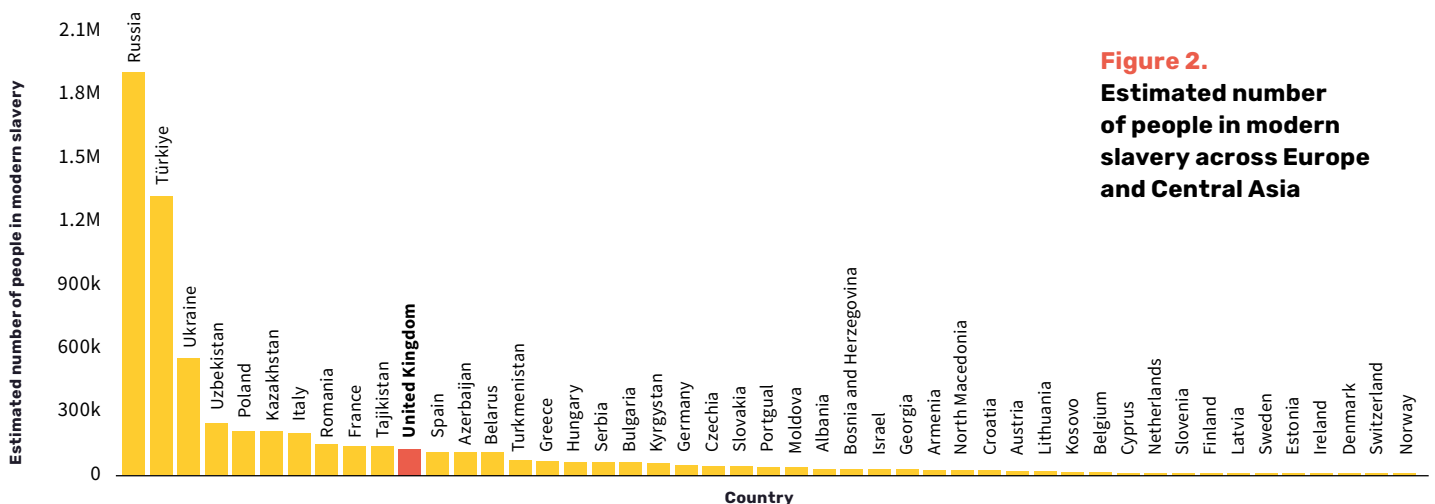
VULNERABILITY TO  
MODERN SLAVERY

**68/100**

GOVERNMENT RESPONSE  
TO MODERN SLAVERY

### The scale of modern slavery

According to the Global Slavery Index 2023, an estimated 1.8 in every thousand people were in modern slavery in United Kingdom at any point in 2021. In other words, 122,000 people experienced forced labour or forced marriage in United Kingdom in 2021. United Kingdom ranks 145th globally and 38th within Europe and Central Asia.



**Figure 2.**  
Estimated number  
of people in modern  
slavery across Europe  
and Central Asia

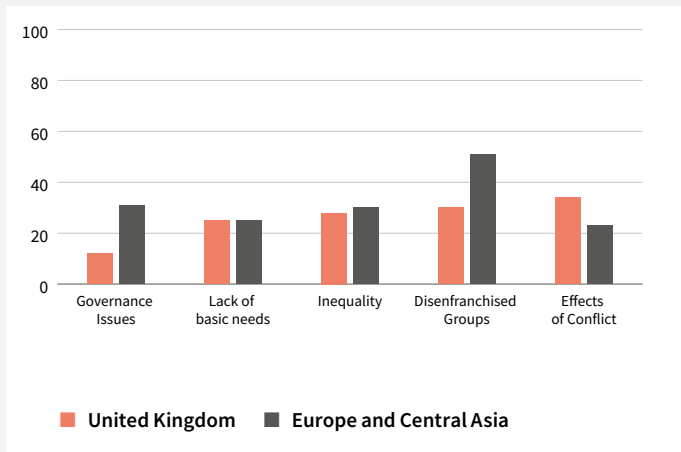
# Modern slavery in the United Kingdom

Global Slavery Index 2023  
Country Snapshot

## Vulnerability to modern slavery

How vulnerable a country's people are to modern slavery is dependent on a range of factors which reflect the strength of governance, access to basic needs, the level of inequality, disenfranchised groups, and effects of conflict. On a scale of 0 to 100, with 100 being the highest vulnerability to modern slavery, United Kingdom is rated as 14 and has below average vulnerability for the region. Vulnerability is highest in terms of effects of conflict.

**Figure 3.**  
**Vulnerability of United Kingdom to modern slavery by dimension of vulnerability, compared to the regional average**



**THE GLOBAL SLAVERY INDEX 2023**

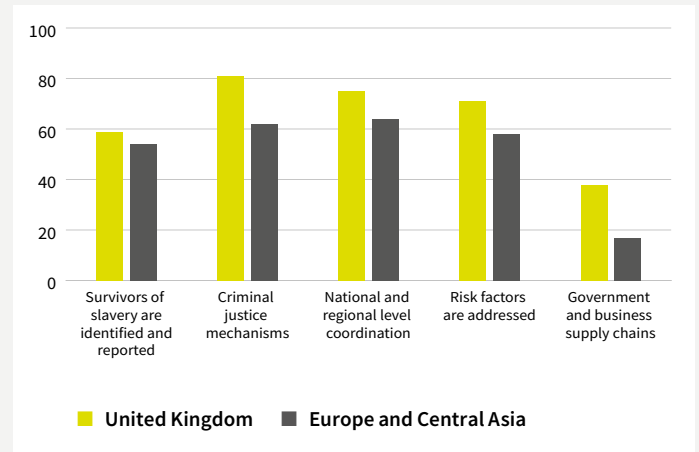
**WALK FREE**

For more information on modern slavery, visit the Global Slavery Index 2023 website.

## Government response to modern slavery

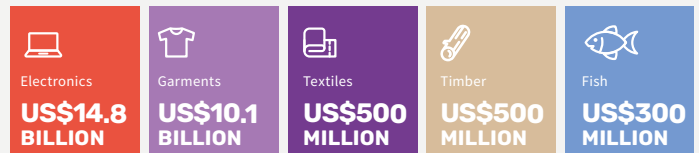
The government of United Kingdom scored 68 out of 100 in their response to modern slavery. This places the government's response above the average regional response. Of the five areas of response assessed (milestones), the government has taken most action on effective criminal justice mechanisms and the least action on addressing risk in government and business supply chains.

**Figure 4.**  
**Response of the government of United Kingdom to modern slavery by government response milestone, compared with the regional average**



## Importing risk of modern slavery

United Kingdom imported US \$26.1 billion worth of goods at-risk of modern slavery. This includes:



## Priority Recommendations for the government of the United Kingdom:

- Following the passing of the Marriage and Civil Partnership (Minimum Age) Act 2022 in England and Wales, which raised the age of marriage to 18, increase the legal age of marriage for males and females in Scotland to 18 years with no exceptions.
- Enact legislation recognising that victims should not be treated as criminals for conduct that occurred while under control of their exploiter and ensure the law is enforced.
- Remove laws or policies that prevent or make it difficult for workers to leave abusive employers without risking loss of their visa, deportation, and/or loss of security deposits.