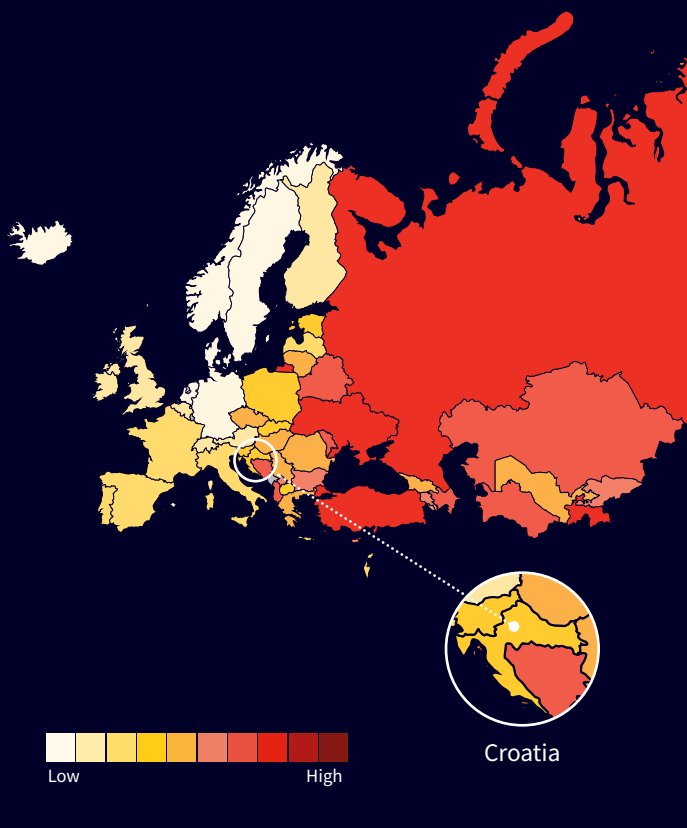


Modern slavery in Croatia

Global Slavery Index 2023 Country Snapshot



Figure 1.
Prevalence of modern slavery across Europe and Central Asia



KEY STATS

Population (2021) 4,105,268

GDP per capita, PPP (Current Intl \$) \$28,780

5.2

PREVALENCE OF MODERN SLAVERY
per 1,000 people

22,000

NUMBER OF PEOPLE LIVING IN MODERN SLAVERY

30/100

VULNERABILITY TO MODERN SLAVERY

59/100

GOVERNMENT RESPONSE TO MODERN SLAVERY

The scale of modern slavery

According to the 2023 Global Slavery Index, an estimated 5.2 in every thousand people were in modern slavery in Croatia at any point in 2021. In other words, 22,000 people experienced forced labour or forced marriage in Croatia in 2021. In terms of prevalence of modern slavery, Croatia ranks 84th globally and 27th within Europe and Central Asia.

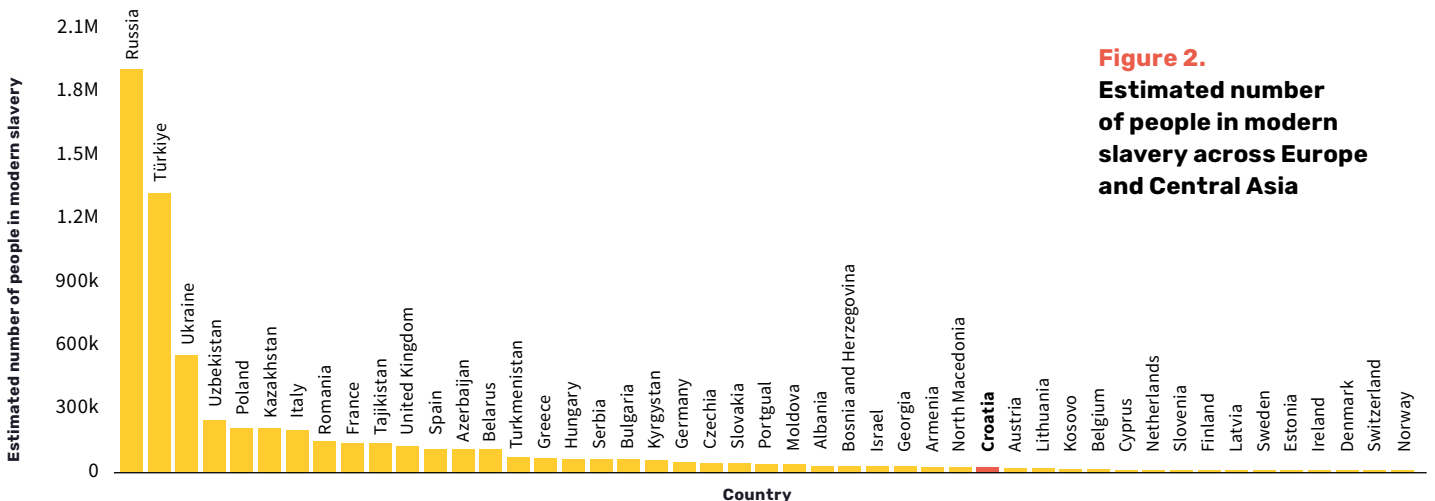


Figure 2.
Estimated number of people in modern slavery across Europe and Central Asia

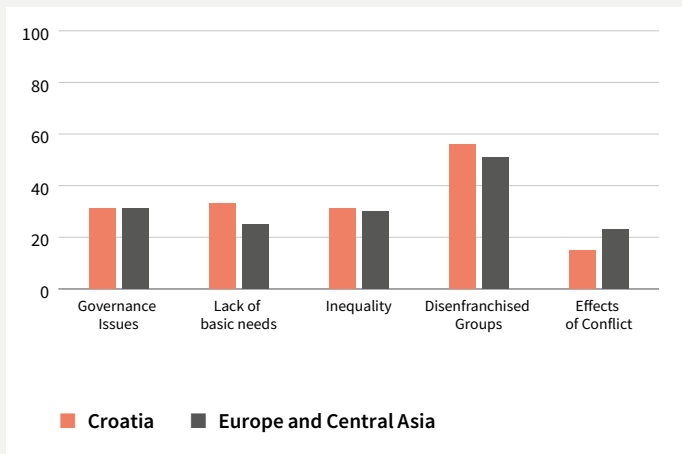
Modern slavery in Croatia

Global Slavery Index 2023
Country Snapshot

Vulnerability to modern slavery

How vulnerable a country's people are to modern slavery is dependent on a range of factors which reflect the strength of governance, access to basic needs, inequality, disenfranchised groups, and effects of conflict. On a scale of 0 to 100, with 100 being the highest vulnerability to modern slavery, Croatia is rated as 30 and has above average vulnerability for the region. Vulnerability is highest in terms of disenfranchised groups.

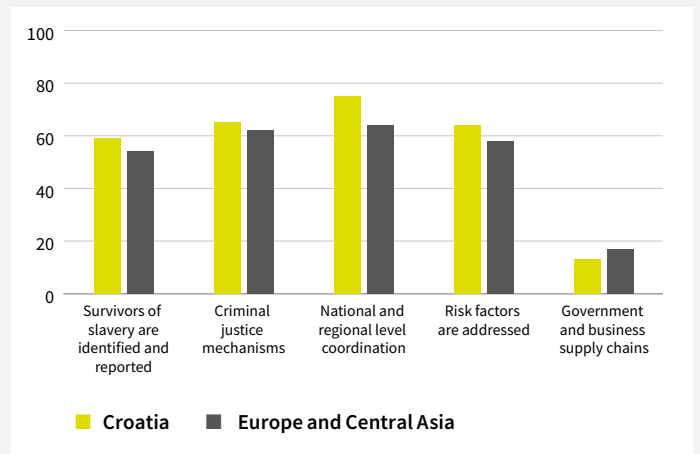
Figure 3.
Vulnerability of Croatia to modern slavery by dimension of vulnerability, compared to the regional average



Government response to modern slavery

The government of Croatia scored 59 out of 100 in their response to modern slavery. This places the government's response above the average regional response. Of the five areas of response assessed (milestones), the government has taken most action on national and regional coordination of the response to modern slavery and the least action on addressing risk in government and business supply chains.

Figure 4.
Response of the government of Croatia to modern slavery by government response milestone, compared with the regional average



Priority Recommendations for the government of Croatia:

- 1 Criminalise forced labour in line with international conventions.
- 2 Criminalise commercial sexual exploitation of children in line with international conventions.
- 3 Increase the legal age of marriage for males and females to 18 years without exceptions.

THE GLOBAL SLAVERY INDEX 2023

WALK FREE

For more information on modern slavery, visit the Global Slavery Index 2023 website.