

# Modern slavery in the United States

## Global Slavery Index 2023 Country Snapshot



**Figure 1.**  
Prevalence of modern slavery  
across the Americas



### KEY STATS

**Population (2021)** 331,002,647

**GDP per capita, PPP (Current intl \$)** \$63,028

**3.3**

**PREVALENCE OF  
MODERN SLAVERY**  
per 1,000 people

**1,091,000**

**NUMBER OF PEOPLE LIVING  
IN MODERN SLAVERY**

**25/100**

**VULNERABILITY TO  
MODERN SLAVERY**

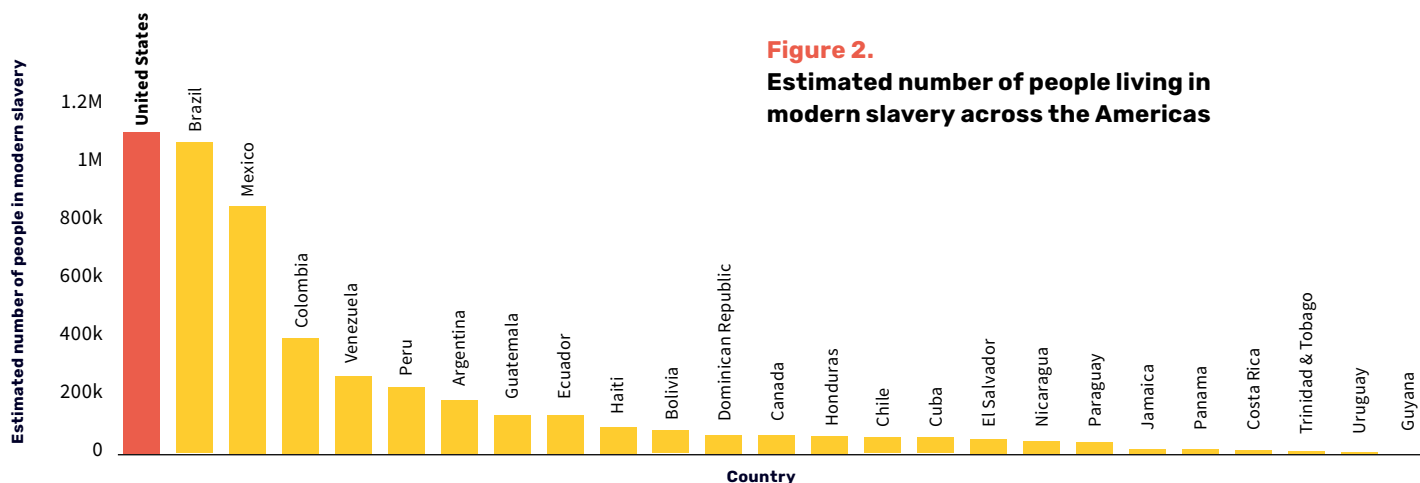
**67/100**

**GOVERNMENT RESPONSE  
TO MODERN SLAVERY**

### The scale of modern slavery

According to the 2023 Global Slavery Index, an estimated 3.3 in every thousand people were in modern slavery in the United States at any point in 2021. In other words, 1,091,000 people experienced forced labour or forced marriage in the United States in 2021. In terms of prevalence of modern slavery, the United States ranks 122nd globally and 21st within the Americas.

**Figure 2.**  
Estimated number of people living in  
modern slavery across the Americas



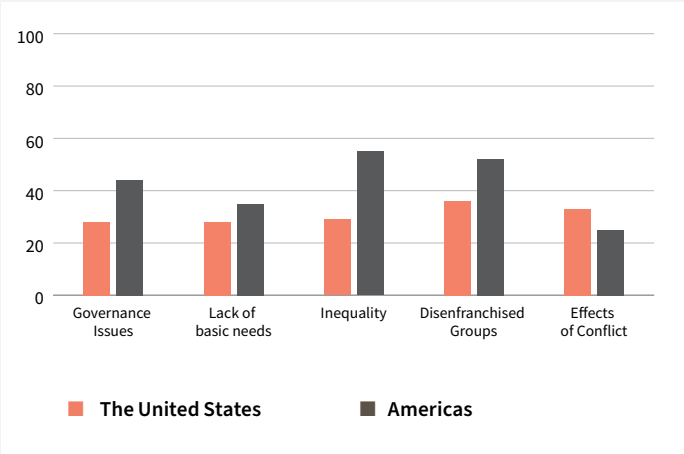
# Modern slavery in the United States

Global Slavery Index 2023  
Country Snapshot

## Vulnerability to modern slavery

How vulnerable a country’s people are to modern slavery is dependent on a range of factors which reflect the strength of governance, access to basic needs, inequality, disenfranchised groups, and effects of conflict. On a scale of 0 to 100, with 100 being the highest vulnerability to modern slavery, the United States is rated as 25 and has below average vulnerability for the region. Vulnerability is highest in terms of disenfranchised groups.

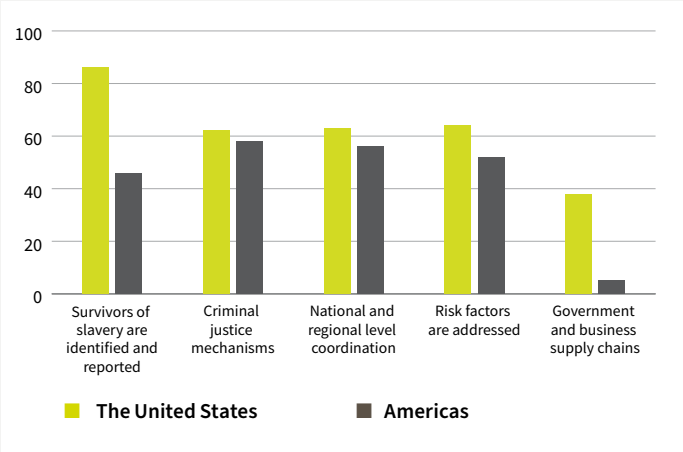
**Figure 3.**  
Vulnerability of the United States to modern slavery by dimension, compared to the regional average



## Government response to modern slavery

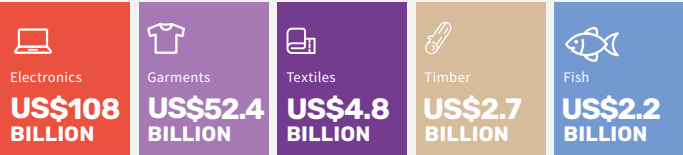
The government of the United States scored 67 out of 100 in their response to modern slavery. This places the government’s response above the average regional response. Of the five areas of response assessed (milestones), the government has taken most action on identification and support of survivors and least action on addressing risk in government and business supply chains.

**Figure 4.**  
Government of the United States’s responses to modern slavery by milestone, compared with the regional average



## Importing risk of modern slavery

The United States imported US\$169.6 billion worth of goods at-risk of modern slavery. This includes:



## Priority Recommendations for the government of the United States

- 1 Immediately end forced labour of citizens by amending federal and state laws and constitutions that allow for compulsory prison labour as a punishment and to occur in administrative detention and for private interests.
- 2 Increase the legal age of marriage for males and females to 18 years without exceptions.
- 3 Ensure support services are available for all victims of modern slavery, regardless of gender, age, nationality, or sexuality.

**THE GLOBAL SLAVERY INDEX 2023**

For more information on modern slavery, visit the Global Slavery Index 2023 website.

**WALK FREE**