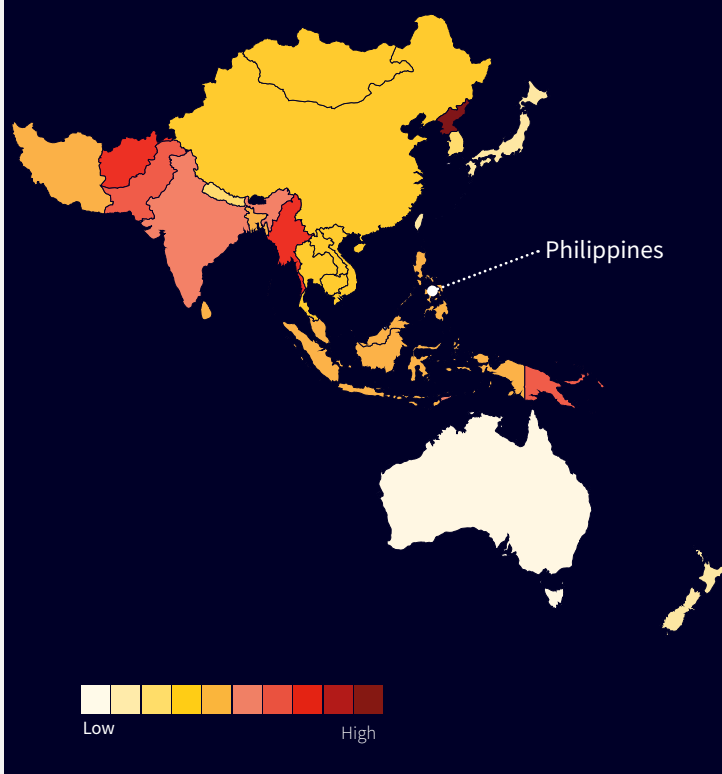


Modern slavery in Philippines

Global Slavery Index 2023 Country Snapshot



Figure 1.
Prevalence of modern slavery
across Asia and the Pacific



KEY STATS

Population (2021) 109,581,085

GDP per capita, PPP (Current intl \$) \$8,394

7.8

**PREVALENCE OF
MODERN SLAVERY**
per 1,000 people

859,000

**NUMBER OF PEOPLE LIVING
IN MODERN SLAVERY**

66/100

**VULNERABILITY TO
MODERN SLAVERY**

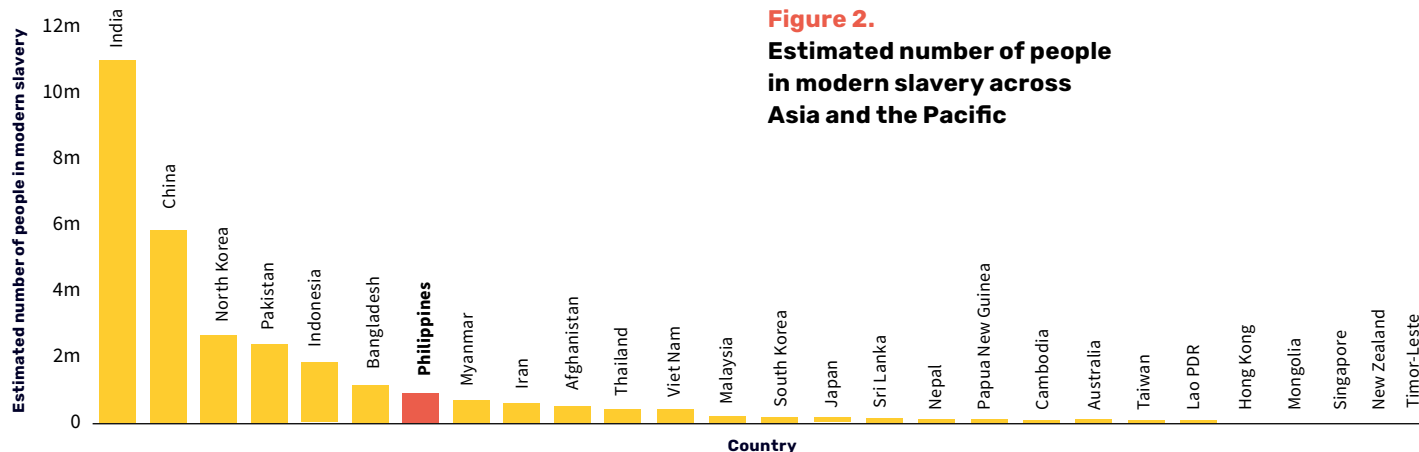
59/100

**GOVERNMENT RESPONSE
TO MODERN SLAVERY**

The scale of modern slavery

According to the 2023 Global Slavery Index, an estimated 7.8 in every thousand people were in modern slavery in Philippines at any point in 2021. In other words, 859,000 people experienced forced labour or forced marriage in Philippines in 2021. In terms of prevalence of modern slavery, Philippines ranks 36th globally and 7th within Asia and the Pacific.

Figure 2.
Estimated number of people
in modern slavery across
Asia and the Pacific



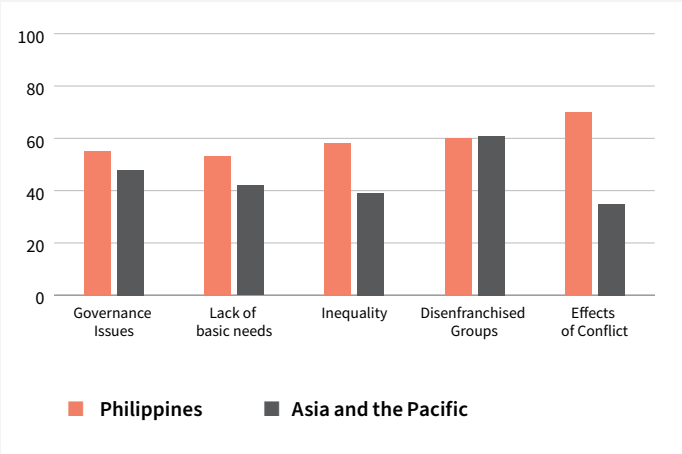
Modern slavery in Philippines

Global Slavery Index 2023 Country Snapshot

Vulnerability to modern slavery

How vulnerable a country’s people are to modern slavery is dependent on a range of factors which reflect the strength of governance, access to basic needs, inequality, disenfranchised groups, and effects of conflict. On a scale of 0 to 100, with 100 being the highest vulnerability to modern slavery, Philippines is rated as 66 and has above average vulnerability for the region. Vulnerability is highest in terms of effects of conflict.

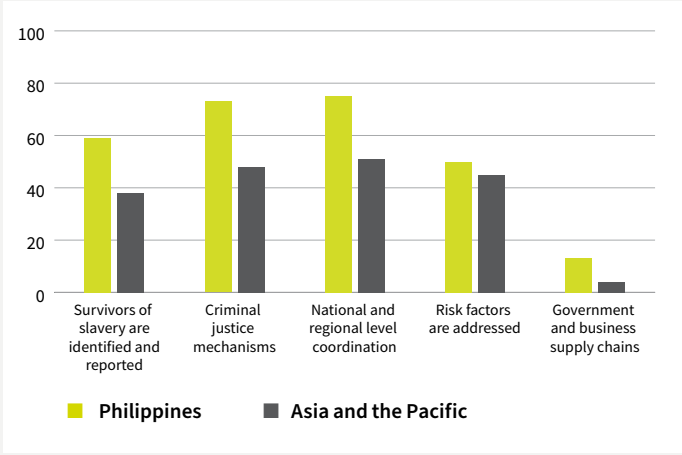
Figure 3.
Vulnerability of Philippines to modern slavery by dimension, compared to the regional average



Government response to modern slavery

The government of Philippines scored 59 out of 100 in their response to modern slavery. This places the government’s response above the average regional response. Of the five areas of response assessed (milestones), the government has taken most action on national and regional coordination of the response to modern slavery and least action on addressing risk in government and business supply chains.

Figure 4.
Government of Philippines’s responses to modern slavery by milestone, compared with the regional average



Priority Recommendations for the government of Philippines

- 1 Criminalise forced labour in line with international conventions.
- 2 Criminalise commercial sexual exploitation of children in line with international conventions.
- 3 Enact legislation or policy that requires any private recruitment fees to be paid by the employer and not employees.

THE GLOBAL SLAVERY INDEX 2023

For more information on modern slavery, visit the Global Slavery Index 2023 website.

WALK FREE