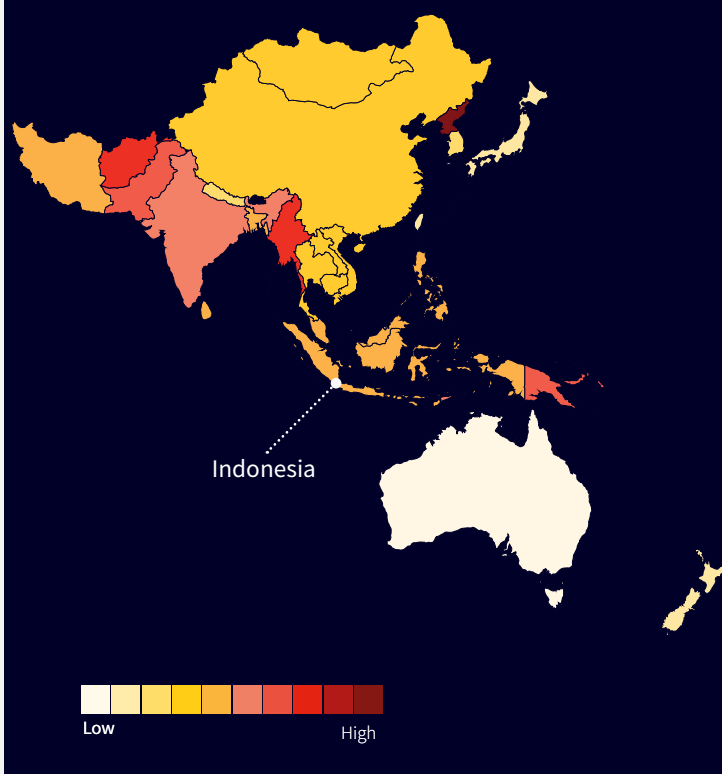


# Modern slavery in Indonesia

## Global Slavery Index 2023 Country Snapshot



**Figure 1.**  
Prevalence of modern slavery  
across Asia and the Pacific



### KEY STATS

**Population (2021)** 273,523,621

**GDP per capita, PPP (Current intl \$)** \$12,072

**6.7**

**PREVALENCE OF  
MODERN SLAVERY**  
per 1,000 people

**1,833,000**

**NUMBER OF PEOPLE LIVING  
IN MODERN SLAVERY**

**49/100**

**VULNERABILITY TO  
MODERN SLAVERY**

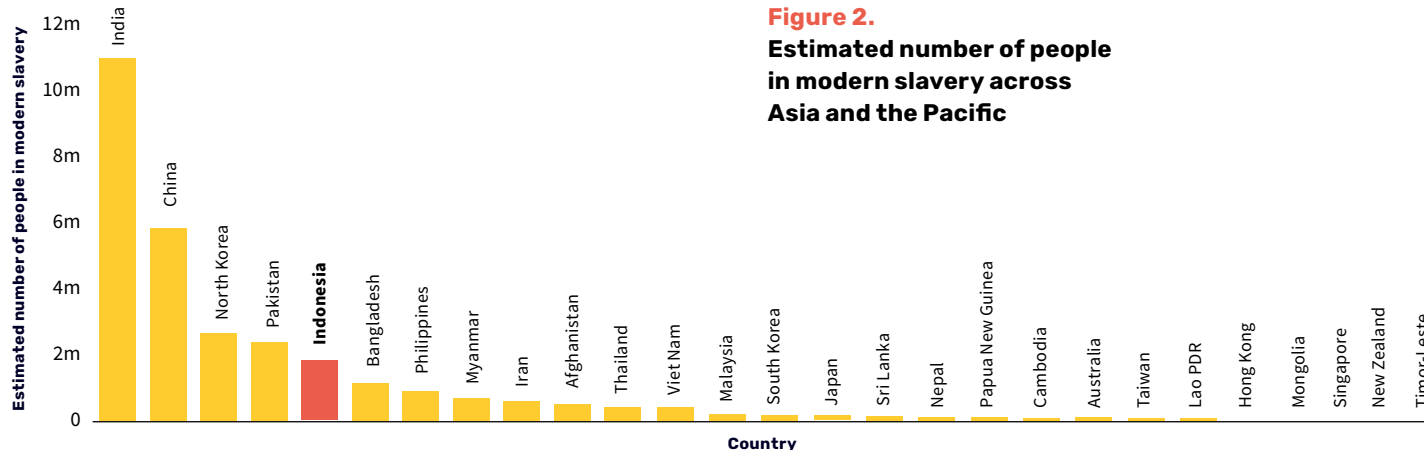
**50/100**

**GOVERNMENT RESPONSE  
TO MODERN SLAVERY**

### The scale of modern slavery

According to the 2023 Global Slavery Index, an estimated 6.7 in every thousand people were in modern slavery in Indonesia at any point in 2021. In other words, 1,833,000 people experienced forced labour or forced marriage in Indonesia in 2021. In terms of prevalence of modern slavery, Indonesia ranks 62nd globally and 10th within Asia and the Pacific.

**Figure 2.**  
Estimated number of people  
in modern slavery across  
Asia and the Pacific



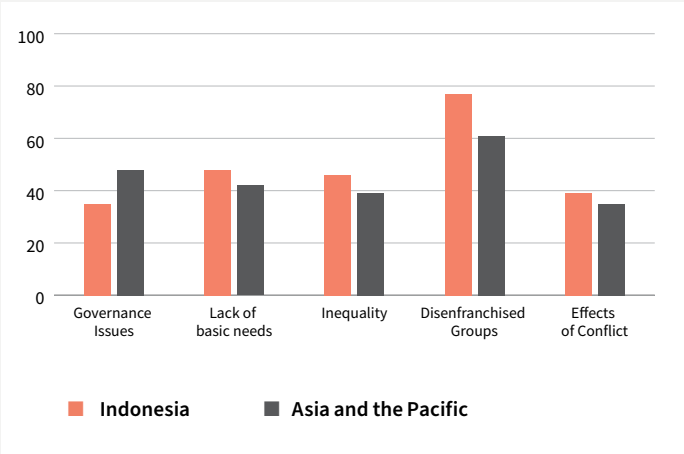
# Modern slavery in Indonesia

Global Slavery Index 2023  
Country Snapshot

## Vulnerability to modern slavery

How vulnerable a country’s people are to modern slavery is dependent on a range of factors which reflect the strength of governance, access to basic needs, inequality, disenfranchised groups, and effects of conflict. On a scale of 0 to 100, with 100 being the highest vulnerability to modern slavery, Indonesia is rated as 49 and has above average vulnerability for the region. Vulnerability is highest in terms of disenfranchised groups.

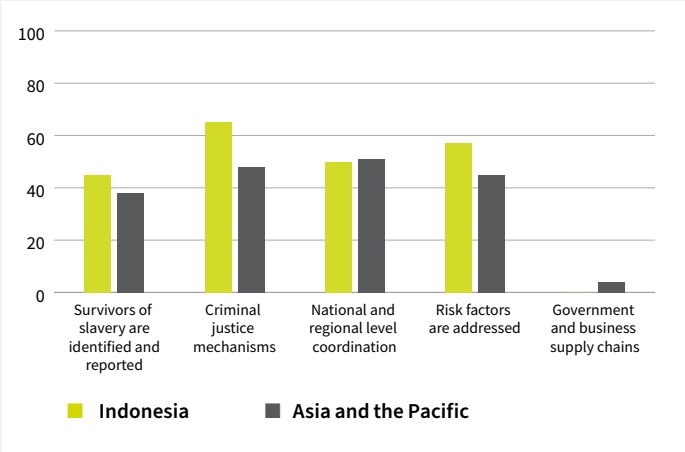
**Figure 3.**  
Vulnerability of Indonesia to modern slavery by dimension, compared to the regional average



## Government response to modern slavery

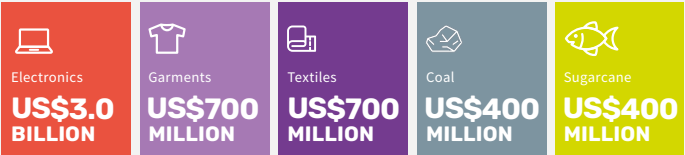
The government of Indonesia scored 50 out of 100 in their response to modern slavery. This places the government’s response above the average regional response. Of the five areas of response assessed (milestones), the government has taken most action on effective criminal justice mechanisms and least action on addressing risk in government and business supply chains.

**Figure 4.**  
Government of Indonesia’s responses to modern slavery by milestone, compared with the regional average



## Importing risk of modern slavery

Indonesia imported US\$5.2 billion worth of goods at-risk of modern slavery. This includes:



## Priority Recommendations for the government of Indonesia

- 1 Criminalise forced labour in line with international conventions.
- 2 Criminalise commercial sexual exploitation of children in line with international conventions.
- 3 Increase the legal age of marriage for males and females to 18 years without exceptions.

**THE GLOBAL SLAVERY INDEX 2023**

For more information on modern slavery, visit the Global Slavery Index 2023 website.

**WALK FREE**